

**GUARANTEE** - This instrument carries a one-year guarantee against defects in either components or workmanship. During this period, products that prove to be defective will, at the discretion of ETI, be either repaired or replaced without charge. This guarantee does not apply to sensors/probes, where a six-month period is offered. The product guarantee does not cover damage caused by fair wear and tear, abnormal storage conditions, incorrect use, accidental misuse, abuse, neglect, misapplication or modification. Full details of liability are available within ETI's Terms & Conditions of Sale at [etild.com/terms](http://etild.com/terms). In line with our policy of continuous development, we reserve the right to amend our product specification without prior notice.



## 9200 SERIES MANOMETER & PRESSURE METERS

### MODEL RANGES

Model	Product code	Instrument range	
		PSI	MBAR
9202	825-902	±2	±137.9
9205	825-905	±5	±344.7
9215	825-915	±15	±1034
9230	825-930	±30	±2068
9275	825-975	±75	±5171


### MAXIMUM OVERPRESSURES - Please note:

These instruments feature over pressure protection to at least twice the measuring capacity. If subjected to more than the specified maximum over pressure, damage is likely to occur.




Designed by  
Electronic Temperature Instruments Ltd  
Worthing · West Sussex · BN14 8HQ

## Operating Instructions

**INSTRUMENT OPERATION** - Switch the instrument on with the 'on/off' button . The unit will perform a self-check and will auto zero. Please do not connect to measurement source as this could affect the test.

Once the unit has performed a self-check, the display will show zero on the display. If the unit does not auto zero, press and hold the 'HOLD' button to reset the unit to zero.

This unit will switch off automatically after 25 minutes of inactivity. To disable this feature, press and hold the 'on/off'  and 'HOLD' buttons at the same time; 'n' will be displayed. Switching the unit off will re-enable this function.


Connect the instrument to your source to be measured. If the instrument is subjected to more than the specified maximum overpressure, damage is likely to occur.

This instrument only measures dry non-corrosive gases; it will not measure water or other fluids.

The 9200 Series of Manometer & Pressure Meters can measure differential measurements when using both inputs, using the tubes and quick connectors supplied.

Pressing the 'UNITS' button allows you to choose from eleven different types of measurement units. Pressing the button allows you to scroll through the different units.

Connect to the source to be measured and the instrument will display the applied pressure and the chosen measurement unit.

The 'Light' button  turns the backlight on and off. The backlight remains on when pressed and the instrument will not auto-off.

**RECORD BUTTON** - Press the 'REC' button to record the Maximum, Minimum and Average measurements. A timer will automatically run to record the time elapsed in hours, minutes and seconds and record the Max/Min and Ave values. The elapsed time, Max, Min and Ave values are toggled with the 'REC' button. Press 'REC' for 3 seconds to stop recording, reset the readings and return to normal function.

**BATTERY REPLACEMENT** - Replace the battery once the 'Lo Bat' icon illuminates using 3 x AAA batteries. Batteries are located under the sliding cover at the rear of the unit.

**ERROR CODES** - Err1 pressure input exceeds the specified limits Err2 pressure input is too low to read

CONVERSION TABLE FOR UNITS OF PRESSURE					
bar	kPa	psi	in H <sub>2</sub> O	millibar	inHg
1	100	14.5	401.5	1000	29.53
0.01	1	0.145	4.015	10	0.2953
0.06895	6.895	1	27.68	68.95	2.036
0.0025	0.24914	0.03613	1	2.491	0.07356
0.001	0.1	0.0145	0.4015	1	0.02953
0.034	3.386	0.4912	13.60	33.86	1

Example of use: To convert millibars to psi, find the 1 under the millibar column. The 1 marks the row that contains multipliers to convert millibars to other units. Follow the row to the psi column. The multiplier is 0.0145. Thus you would multiply the millibar value by 0.0145 to convert it to psi. Note that factors related to water are derived from water at a temperature of 4 °C (39.2 °F).