



LCO/350H/TD/IG



LCO/425H/TD/IG



LCO/1000V/TD/IG




Multi-Purpose Large Capacity Ovens

The Genlab range of Large Capacity Ovens offers a selection of highly efficient, reliable and cost effective ovens to suit most warming, drying and heat treatment processes.

They feature our latest touch screen control system which offers intuitive control and excellent accuracies designed for industrial and laboratory ovens. Optional temperature recording now available on the L.C.O. range.

Features

- 8 sizes (250 to 1000 litres - single door design)
- 9 sizes (250 to 1250 litres - twin door design)
- Temperature range 50°C to 250°C
- On screen historical trending (48 hours)
- 8 stage profile control
- Countdown timer
- 24/7 real time clock operation
- Manual or automatic overheat reset
- High accuracy PT100B duplex sensors <math><0.8^\circ\text{C}</math>
- Fan assisted circulation
- Excellent stability <math><+/- 0.6^\circ\text{C}</math>
- Low chamber uniformity
- Energy efficient with integral energy meter
- New - set point lock feature
- Selectable HMI languages 

Options

- Integral Temperature Logger with reporting firmware
- 10 menu x 8 stage profile (& cyclic control)
- Stainless steel chamber
- Audible warnings
- Explosion relief panels
- Access ports (25, 50, 75 or 100mm)
- Traceable calibration to national standards
- Bespoke stands and stacking kits
- Extractor unit
- Extended warranty
- Bespoke solutions available upon request
- Castor wheels (fitted as standard above 425L versions)
- 3 phase upgrade for quicker response (standard above 600L versions)



Design

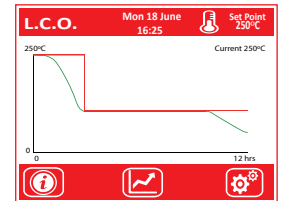
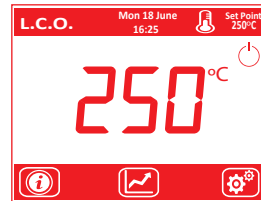
The exterior is constructed from sheet steel and finished in an easy clean powder coated paint. The interior chamber is made from mild steel coated with aluminium (CLAD) with a stainless steel chamber available as an option. Fitted with fixed shelf runners and removable chrome plated wire grid shelves. The vertical style units are fitted with single doors, the horizontal style units are fitted with twin doors.

Heating

Heated by Incoloy sheathed elements positioned in the side fan duct for all units except the 250H and 350H, which have a base fan duct.

Controls

The control system comprises of a bespoke touch screen user interface that offers both accurate temperature control and an integral overheat system by using 2 individual PT100 sensors. Advanced features can be turned on and off to suit bespoke heating applications and tailored to customer preference. Oven trending is displayed for up to 48 hours and optional upgrades are available for alarm outputs.



Sizes and Specifications

Genlab Reference Number	Capacity (litres)	Internal Dimensions (H x W x D cm)	External Dimensions (H x W x D cm)	Shelves / Positions	Wattage	Voltage	Weight (kg)	
Horizontal with Twin Doors	LCO/250H/TDIG*	220	54 x 92 x 44	94 x 109 x 57	3.4	2500	230	96
	LCO/350H/TDIG*	320	54 x 92 x 64	94 x 109 x 77	3.4	2750	230	125
	LCO/425H/TDIG	450	76 x 92 x 64	107 x 144 x 81	4.5	3000	230	140
	LCO/500H/TDIG	535	91 x 92 x 64	127 x 144 x 81	5.7	3000	230	180
	LCO/650H/TDIG	645	91 x 92 x 77	127 x 160 x 95	5.7	6000	415	300
	LCO/750H/TDIG	750	106 x 92 x 77	142 x 160 x 95	5.8	6000	415	300
	LCO/850H/TDIG	865	122 x 92 x 77	158 x 160 x 95	5.9	6000	415	340
	LCO/1000H/TDIG	1005	142 x 92 x 77	178 x 160 x 95	5.11	6000	415	360
	LCO/1250H/TDIG	1280	142 x 122 x 74	178 x 190 x 95	5.11	6000	415	390
	Vertical with Single Door	LCO/250V/TDIG	240	91 x 51 x 52	117 x 98 x 69	5.7	2500	230
LCO/350V/TDIG		345	91 x 61 x 62	117 x 108 x 79	5.7	2750	230	120
LCO/425V/TDIG		425	91 x 61 x 77	127 x 113 x 95	5.7	3000	230	150
LCO/500V/TDIG		535	114 x 61 x 77	140 x 113 x 95	5.9	3000	230	165
LCO/650V/TDIG		675	114 x 77 x 77	140 x 145 x 95	5.9	6000	415	280
LCO/750V/TDIG		760	128 x 77 x 77	164 x 145 x 95	5.10	6000	415	300
LCO/850V/TDIG		840	142 x 77 x 77	178 x 145 x 95	5.11	6000	415	320
LCO/1000V/TDIG		1005	142 x 77 x 92	178 x 145 x 110	5.11	6000	415	340

*Have base mount HMI

Ordering

All units have CLAD interior with touch screen interface as standard. Where options are required simply add the option code to the original reference. e.g. **LCO/1250/TDIG** with stainless steel interior and audible alarm becomes **LCO/1250/TDIG/SS/AWA**. Contact sales for bespoke options.

Option Codes

SS	Stainless Steel Chamber	AWA	Audible Warning	EXP	Explosion Relief Panels
AP	Access Ports	STAND	Stands	3PH	3 Phase Upgrade (<600L models only)
EXT	External Extraction System	X1	Extended Warranty	10PRO	10 menu x 8 profile (inc cyclic)
ITL	Integral Temperature Logger	3PC	3 Point Calibration	1108	Castor Wheels (250 - 350 models only)